

SUMMARY OF APPROVED BUDGET, UTILIZATIONS, DISBURSEMENTS AND BALANCES BY OBJECT OF EXPENDITURES
As of the Quarter Ending December 31, 2014

Department: **STATE UNIVERSITIES & COLLEGES**
 Agency: **MINDANAO STATE UNIVERSITY**
 Operating Unit: **XII GENERAL SANTOS CITY**
 Organization Code: (UAC **081100400001**)
 Fund Sourcing Code: **164**

PARTICULARS	UACS CODE	APPROVED BUDGET			BUDGET UTILIZATION					DISBURSEMENTS					BALANCES		
		APPROVED BUDGETED REVENUE	ADJUSTMENTS (Additions, Reductions, Realignment)	ADJUSTED BUDGETED REVENUE	1 st QUARTER ENDING MARCH 31	2 nd QUARTER ENDING JUNE 30	3 rd QUARTER ENDING SEPT. 30	4 th QUARTER ENDING DEC. 31	TOTAL	1 st QUARTER ENDING MARCH 31	2 nd QUARTER ENDING JUNE 30	3 rd QUARTER ENDING SEPT. 30	4 th QUARTER ENDING DEC. 31	TOTAL	UNUTILIZED BUDGET	UNPAID UTILIZATIONS (10-15)=(17+18)	
																DUE AND DEMANDABLE/ ACCOUNTS PAYABLE	NOT YET DUE AND DEMANDABLE
1	2	3	4	5=[3+(-)4]	6	7	8	9	10=(6+7+8+9)	11	12	13	14	15=(11+12+13+14)	16=(5-10)	17	18
SUMMARY																	
A. AGENCY SPECIFIC BUDGET																	
Personnel Services																	
Salaries & Wages																	
Salaries and Wages - Regular	50101000																
Basic Salary - Civilian	50101010	-															
Basic Pay - Military/Uniformed Personnel	50101010	-			-	-	-	-	-	-	-	-	-	-	-	-	-
Salaries and Wages - Contractual	50101020	-															
Other Compensation																	
Personnel Economic Relief Allowance (PERA)																	
PERA - Civilian	50102010	-															
PERA - Military/Uniformed Personnel	50102010	-			-	-	-	-	-	-	-	-	-	-	-	-	-
Representation Allowance (RA)	50102020	-															
Transportation Allowance (TA)	50102030	-															
Clothing/Uniform Allowance	50102040	-															
Subsistence/Laundry and Quarters Allowance	50102050	-															
Productivity Incentive Allowance	50102080	-															
Overseas Allowance	50102090	-															
Other Bonuses & Allowances	50102990	-															
Honoraria	50102100	1,000		1,000			184	49	233			184	60	244	(11)	(11)	
Hazard Pay	50102110	-															
Longevity Pay	50102120	-															
Overtime and Night Pay	50102130	-															
Cash Gift	50102150	-															
Year end Bonus	50102140	-															
Personnel Benefit Contributions																	
Life and Retirement Insurance Contributions	50103010	-															
Pag-ibig Contributions	50103020	-															
Philhealth Contributions	50103030	-															
ECC Contributions	50103040	-															
Other Personnel Benefits																	
Pension Benefits - Civilian	50104010	-															
Pension Benefits - Military/Uniformed	50104010	-															
Retirement Benefits - Civilian	50104020	-															
Retirement Benefits - Military/Uniformed	50104020	-															
Terminal Leave Benefits	50104030	-															
Health Workers Benefits	50104990	-															
Other Personnel Benefits	50104990	-															
SUB-TOTAL PERSONAL SERVICES		1,000	-	1,000	-	-	184	49	233	-	-	184	60	244	(11)	(11)	

PARTICULARS	UACS CODE	APPROVED BUDGET			BUDGET UTILIZATION					DISBURSEMENTS					BALANCES		
		APPROVED BUDGETED REVENUE	ADJUSTMENTS (Additions, Reductions, Realignment)	ADJUSTED BUDGETED REVENUE	1 st QUARTER ENDING MARCH 31	2 nd QUARTER ENDING JUNE 30	3 rd QUARTER ENDING SEPT. 30	4 th QUARTER ENDING DEC. 31	TOTAL	1 st QUARTER ENDING MARCH 31	2 nd QUARTER ENDING JUNE 30	3 rd QUARTER ENDING SEPT. 30	4 th QUARTER ENDING DEC. 31	TOTAL	UNUTILIZED BUDGET	UNPAID UTILIZATIONS (10-15)=(17+18)	
																DUE AND DEMANDABLE/ ACCOUNTS PAYABLE	NOT YET DUE AND DEMANDABLE
1	2	3	4	5=[3+(-)4]	6	7	8	9	10=(6+7+8+9)	11	12	13	14	15=(11+12+13+14)	16=(5-10)	17	18
Maintenance & Other Operating Expenses																	
Travelling Expenses																	
Travel Expenses - Local	50201010	1,500		1,500	283	72	192	182	728	283	72	192	182	728	772	-	-
Travel Expenses - Foreign	50201020	-		-	-	-	-	-	-	-	-	-	-	-	-	-	-
Training and Scholarship Expenses																	
Training Expenses	50202010	450		450	16	8	3	15	42	16	8	3	15	42	409	-	-
Scholarship Grants/Expenses	50202020	-		-	-	-	-	522	522	-	-	-	82	82	(522)	440	-
Supplies & Materials Expenses																	
Office Supplies Expenses	50203010	1,451		1,451	65	152	301	614	1,133	65	152	301	614	1,133	318	-	-
Accountable Forms Expenses	50203020	50		50	13	2	-	-	15	13	2	-	-	15	35	-	-
Animal/Zoological Supplies Expenses	50203040	-		-	-	-	-	-	-	-	-	-	-	-	-	-	-
Food Supplies Expenses	50203050	-		-	-	-	-	-	-	-	-	-	-	-	-	-	-
Drugs and Medicines Expenses	50203070	100		100	-	28	4	33	64	-	28	4	33	64	36	-	-
Laboratory Supplies Expenses	50203080	800		800	-	-	-	-	-	-	-	-	-	-	800	-	-
Fuel, Oil and Lubricants Expenses	50203090	600		600	194	1	7	218	420	194	1	7	218	420	180	-	-
Agricultural and Marine Supplies Expenses	50203100	160		160	-	-	94	65	159	-	-	94	65	159	1	-	-
Textbooks and Instructional Materials	50203110	250		250	-	-	4	-	4	-	-	4	-	4	246	-	-
Military, Police and Traffic Supplies Expenses	50203120	25		25	-	-	-	-	-	-	-	-	-	-	25	-	-
Other Supplies and Materials Expenses	50203990	1,500		1,500	175	852	345	240	1,611	175	852	345	100	1,471	(111)	140	-
Utility Expenses																	
Water Expenses	50204010	-		-	-	-	-	0	0	-	-	-	0	0	(0)	-	-
Electricity Expenses	50204020	8,650		8,650	1,758	0	1,846	888	4,492	1,758	0	1,846	888	4,492	4,158	-	-
Cooking Gas Expenses	50203990	-		-	-	-	-	-	-	-	-	-	-	-	-	-	-
Communication Expenses																	
Postage and Deliveries	50205010	50		50	2	6	22	2	33	2	6	22	2	33	17	-	-
Telephone Expenses-Landline	50205020	150		150	28	-	62	60	150	28	-	62	60	150	0	-	-
Telephone Expenses-Mobile	50205020	300		300	-	-	-	-	-	-	-	-	-	-	300	-	-
Internet Expenses	50205030	520		520	42	-	130	29	201	42	-	130	29	201	319	-	-
Cable Sattelite, Telegraph and Radio Expenses	50205040	-		-	-	-	-	-	-	-	-	-	-	-	-	-	-
Membership Dues and Contribution to Org.	50299060	70		70	-	-	-	-	-	-	-	-	-	-	70	-	-
Awards and Indemnities	50206010	-		-	-	-	-	-	-	-	-	-	-	-	-	-	-
Advertising Expenses/Promo	50299010	50		50	-	-	-	-	-	-	-	-	-	-	50	-	-
Printing and Binding Expenses	50299020	-		-	-	-	-	-	-	-	-	-	-	-	-	-	-
Rent Expenses	50299050	100		100	76	1	21	3	100	76	1	21	3	100	(0)	-	-
Representation Expenses	50299030	500		500	86	195	99	120	500	86	195	99	120	500	(0)	-	-
Transportation and Delivery Expenses	50299040	100		100	13	29	39	19	100	13	29	39	19	100	0	-	-
Storage Expenses	50299990	-		-	-	-	-	-	-	-	-	-	-	-	-	-	-
Subscription Expenses	50299070	370		370	69	-	-	7	76	69	-	-	7	76	294	-	-
Survey Expenses	50207010	25		25	15	-	-	-	15	15	-	-	-	15	10	-	-
Rewards and Other Claims	50206010	65		65	-	-	-	-	-	-	-	-	-	-	65	-	-

PARTICULARS	UACS CODE	APPROVED BUDGET			BUDGET UTILIZATION					DISBURSEMENTS					BALANCES		
		APPROVED BUDGETED REVENUE	ADJUSTMENTS (Additions, Reductions, Realignment)	ADJUSTED BUDGETED REVENUE	1 st QUARTER ENDING MARCH 31	2 nd QUARTER ENDING JUNE 30	3 rd QUARTER ENDING SEPT. 30	4 th QUARTER ENDING DEC. 31	TOTAL	1 st QUARTER ENDING MARCH 31	2 nd QUARTER ENDING JUNE 30	3 rd QUARTER ENDING SEPT. 30	4 th QUARTER ENDING DEC. 31	TOTAL	UNUTILIZED BUDGET	UNPAID UTILIZATIONS (10-15)={17+18}	
																DUE AND DEMANDABLE/ ACCOUNTS PAYABLE	NOT YET DUE AND DEMANDABLE
1	2	3	4	5={3+(-)4}	6	7	8	9	10={6+7+8+9}	11	12	13	14	15={11+12+13+14}	16={5-10}	17	18
Professional Services				-													
Legal Services	50211010	20		20	-	-	-	-	-	-	-	-	-	-	20	-	-
Auditing Services	50211020	150		150	10	-	-	24	34	10	-	-	24	34	116	-	-
Consultancy Services	50211030	-		-	-	-	-	-	-	-	-	-	-	-	-	-	-
Environment/Sanitary Services	50212010	-		-	-	-	-	-	-	-	-	-	-	-	-	-	-
General Services	50212990	150		150	24	-	5	29	29	24	-	-	5	29	121	-	-
Janitorial Services	50212020	-		-	-	-	-	-	-	-	-	-	-	-	-	-	-
Other Professional Services	50211990	1,550		1,550	-	-	-	-	-	-	-	-	-	-	1,550	-	-
Repairs and Maintenance (specify object)				-											-	-	-
Repairs and Maintenance (RM) - Land Improvements				-											-	-	-
RM- Land Improvements	50213010			-	-	-	-	-	-	-	-	-	-	-	-	-	-
RM- Runways/Taxiways	50213020			-	-	-	-	-	-	-	-	-	-	-	-	-	-
RM- Railways	50213030			-	-	-	-	-	-	-	-	-	-	-	-	-	-
RM- Electrification,Power & Energy Structures	50213030			-	-	-	-	-	-	-	-	-	-	-	-	-	-
Repairs and Maintenance (RM) - Buildings				-											-	-	-
RM- Office Buildings	50213040			-	-	-	-	-	-	-	-	-	-	-	-	-	-
RM- School Buildings	50213040	850		850	108	142	375	226	850	108	142	375	226	850	(0)	-	-
RM- Hospitals and Health Centers	50213040			-	-	-	-	-	-	-	-	-	-	-	-	-	-
RM- Markets and Slaughterhouses	50213040			-	-	-	-	-	-	-	-	-	-	-	-	-	-
RM- Other Structures	50213040			-	-	-	-	-	-	-	-	-	-	-	-	-	-
Repairs and Maintenance (RM) - Leasehold Improvements				-											-	-	-
RM- Leasehold Improvements - Land	50213080			-	-	-	-	-	-	-	-	-	-	-	-	-	-
RM- Leasehold Improvements - Buildings	50213090			-	-	-	-	-	-	-	-	-	-	-	-	-	-
RM- Other Leasehold Improvements	50213090			-	-	-	-	-	-	-	-	-	-	-	-	-	-
Repairs and Maintenance (RM) - Office Eqpt, Furnitures and Fixt.				-											-	-	-
RM- Office Equipment	50213050			-	-	-	-	-	-	-	-	-	-	-	-	-	-
RM- Furnitures and Fixtures	50213070			-	-	-	-	-	-	-	-	-	-	-	-	-	-
RM- IT Equipment and Software	50213050	50		50	-	-	24	-	24	-	-	24	-	24	26	-	-
Repairs and Maintenance (RM) - Machinery and Equipment				-											-	-	-
RM- Machinery and Equipment	50213050			-	-	-	-	-	-	-	-	-	-	-	-	-	-
RM- Agricultural, Fishery and Forestry Equipment	50213050			-	-	-	-	-	-	-	-	-	-	-	-	-	-
RM- Airport Equipment	50213050			-	-	-	-	-	-	-	-	-	-	-	-	-	-
RM- Communication Equipment	50213050			-	-	-	-	-	-	-	-	-	-	-	-	-	-
RM- Construction and Heavy Equipment	50213050			-	-	-	-	-	-	-	-	-	-	-	-	-	-
RM- Firefighting Equipment & Accessories	50213050			-	-	-	-	-	-	-	-	-	-	-	-	-	-
RM- Hospital Equipment	50213050			-	-	-	-	-	-	-	-	-	-	-	-	-	-
RM- Medical, Dental and Laboratory Equipment	50213050	50		50	-	-	-	-	-	-	-	-	-	-	50	-	-
RM- Military & Police Equipment	50213050			-	-	-	-	-	-	-	-	-	-	-	-	-	-
RM- Sports Equipment	50213050			-	-	-	-	-	-	-	-	-	-	-	-	-	-
RM- Technical and Scientific Equipment	50213050	75		75	-	-	-	-	-	-	-	-	-	-	75	-	-
RM- Other Machinery and Equipment	50213050	150		150	21	23	35	37	115	21	23	35	37	115	35	-	-

PARTICULARS	UACS CODE	APPROVED BUDGET			BUDGET UTILIZATION					DISBURSEMENTS					BALANCES		
		APPROVED BUDGETED REVENUE	ADJUSTMENTS (Additions, Reductions, Realignment)	ADJUSTED BUDGETED REVENUE	1 st QUARTER ENDING MARCH 31	2 nd QUARTER ENDING JUNE 30	3 rd QUARTER ENDING SEPT. 30	4 th QUARTER ENDING DEC. 31	TOTAL	1 st QUARTER ENDING MARCH 31	2 nd QUARTER ENDING JUNE 30	3 rd QUARTER ENDING SEPT. 30	4 th QUARTER ENDING DEC. 31	TOTAL	UNUTILIZED BUDGET	UNPAID UTILIZATIONS (10-15)=(17+18)	
																DUE AND DEMANDABLE/ ACCOUNTS PAYABLE	NOT YET DUE AND DEMANDABLE
1	2	3	4	5=[3+(-)4]	6	7	8	9	10=(6+7+8+9)	11	12	13	14	15=(11+12+13+14)	16=(5-10)	17	18
Repairs and Maintenance (RM) - Transportation Equipment																	
RM- Motor Vehicles	50213060	50		50	22	3	13	12	50	22	3	13	12	50	(0)	-	-
RM- Trains	50213060			-	-	-	-	-	-	-	-	-	-	-	-	-	-
RM- aircraft and Airground equipment	50213060			-	-	-	-	-	-	-	-	-	-	-	-	-	-
RM- WatercraftsMarkets and Slaughterhouses	50213060			-	-	-	-	-	-	-	-	-	-	-	-	-	-
RM- Other Transportation Equipment	50213060			-	-	-	-	-	-	-	-	-	-	-	-	-	-
Repairs and Maintenance (RM) - Other Property Plant and Equipm	50213990	20		20	-	1	6	13	20	-	1	6	13	20	0	-	-
Repairs and Maintenance (RM) - Public Infrastructures																	
RM- Roads, Highways and Bridges	50213030			-	-	-	-	-	-	-	-	-	-	-	-	-	-
RM- Parks, Plazas and Monuments	50213030			-	-	-	-	-	-	-	-	-	-	-	-	-	-
RM- Ports, Lihgthouses and Harbors	50213030			-	-	-	-	-	-	-	-	-	-	-	-	-	-
RM- Artesian wells, Reservoirs, Pumping Station and Conduits	50213030			-	-	-	-	-	-	-	-	-	-	-	-	-	-
Repairs and Maintenance (RM) - Irrigation, Canals and Laterals	50213030			-	-	-	-	-	-	-	-	-	-	-	-	-	-
RM- Flood Controls	50213030			-	-	-	-	-	-	-	-	-	-	-	-	-	-
RM- Waterways, Aquaducts, Seawalls, River walls and Others	50213030			-	-	-	-	-	-	-	-	-	-	-	-	-	-
Repairs and Maintenance (RM) - Other Public Infrastructure	50213030			-	-	-	-	-	-	-	-	-	-	-	-	-	-
Repairs and Maintenance (RM) - Reforestration Projects																	
RM- Reforestration - Upland	50213020			-	-	-	-	-	-	-	-	-	-	-	-	-	-
RM- Reforestration - Marshland/Swampland	50213020			-	-	-	-	-	-	-	-	-	-	-	-	-	-
Subsidies and Donations																	
Subsidy to National Government Agencies	50214010			-	-	-	-	-	-	-	-	-	-	-	-	-	-
Subsidy to Regional Offices/Staff Bureaus	50214020			-	-	-	-	-	-	-	-	-	-	-	-	-	-
Subsidy to Operating Units	50214020			-	-	-	-	-	-	-	-	-	-	-	-	-	-
Subsidy to Local Government Units	50214030			-	-	-	-	-	-	-	-	-	-	-	-	-	-
Subsidy to GOCCs	50214060			-	-	-	-	-	-	-	-	-	-	-	-	-	-
Subsidy to NGOs/Pos	50214050			-	-	-	-	-	-	-	-	-	-	-	-	-	-
Subsidy to Other Funds	50214050			-	-	-	-	-	-	-	-	-	-	-	-	-	-
Donations	50299080			-	-	-	-	-	-	-	-	-	-	-	-	-	-
Confidential, Intelligence, Extraordinary and Miscellaneous Expenses																	
Confidential Expenses	50210010			-	-	-	-	-	-	-	-	-	-	-	-	-	-
Intelligence Expenses	50210020			-	-	-	-	-	-	-	-	-	-	-	-	-	-
Extraordinary Expenses	50210030			-	-	-	-	-	-	-	-	-	-	-	-	-	-
Miscellaneous Expenses	50210030			-	-	-	-	-	-	-	-	-	-	-	-	-	-
Taxes, Insurance Premiums and other Fees																	
Taxes, Duties and Licenses	50215010			-	-	-	-	-	-	-	-	-	-	-	-	-	-
Fidelity Bond Premiums	50215020			-	-	-	-	-	-	-	-	-	-	-	-	-	-
Insurance Expenses	50215030			-	-	-	-	-	-	-	-	-	-	-	-	-	-
Miscellaneous Expenses																	
Other Maintenance and Operating Expenses	50299990	2,525		2,525	513	215	716	166	1,609	508	215	716	97	1,535	916	74	
SUB-TOTAL- MAINTENANCE & OTHER OPERATING EXPENSES		23,476	-	23,476	3,530	1,728	4,338	3,500	13,096	3,525	1,728	4,338	2,851	12,442	10,380	654	

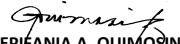
PARTICULARS	UACS CODE	APPROVED BUDGET			BUDGET UTILIZATION					DISBURSEMENTS					BALANCES		
		APPROVED BUDGETED REVENUE	ADJUSTMENTS (Additions, Reductions, Realignment)	ADJUSTED BUDGETED REVENUE	1 st QUARTER ENDING MARCH 31	2 nd QUARTER ENDING JUNE 30	3 rd QUARTER ENDING SEPT. 30	4 th QUARTER ENDING DEC. 31	TOTAL	1 st QUARTER ENDING MARCH 31	2 nd QUARTER ENDING JUNE 30	3 rd QUARTER ENDING SEPT. 30	4 th QUARTER ENDING DEC. 31	TOTAL	UNUTILIZED BUDGET	UNPAID UTILIZATIONS (10-15)=(17+18)	
1	2	3	4	5=[3+(-)4]	6	7	8	9	10=(6+7+8+9)	11	12	13	14	15=(11+12+13+14)	16=(5-10)	17	18
Financial Expenses	50300000																
Management Supervision/Trusteeship Fees					-	-	-	-	-	-	-	-	-	-	-	-	-
Interest Expenses					-	-	-	-	-	-	-	-	-	-	-	-	-
Interest Paid to Non Residents	50301020				-	-	-	-	-	-	-	-	-	-	-	-	-
Interest Paid to Residents than General Government	50301020				-	-	-	-	-	-	-	-	-	-	-	-	-
Interest Paid to other General Government Units	50301020				-	-	-	-	-	-	-	-	-	-	-	-	-
<i>continue down to the last object of expenditure.....</i>					-	-	-	-	-	-	-	-	-	-	-	-	-
CAPITAL OUTLAYS	50600000																
Current																	
Solar Light		2,249		2,249	-	-	-	-	-	-	-	-	-	-	-	-	-
Land Improvements		1,500		1,500	-	-	-	-	-	-	-	-	-	-	-	-	-
Office Equipment	50604040			-	-	-	-	-	-	-	-	-	-	-	-	-	-
Furniture & Fixtures	50604040	750		750	-	-	-	-	-	-	-	-	-	-	-	-	-
ICT Equipment	50604040	150		150	-	-	-	-	-	-	-	-	-	-	-	-	-
Machinery	50604040	750		750	-	-	-	-	-	-	-	-	-	-	-	-	-
Books	50604050	500		500	-	-	-	-	-	-	-	-	-	-	-	-	-
Brass Signage	50604050	500		500	-	-	-	-	-	-	-	-	-	-	-	-	-
Completion of Covered Walk/Pathway	50604050	2,000		2,000	-	-	-	-	-	-	-	-	-	-	-	-	-
Buildings Construction	50604050	9,000		9,000	-	-	-	-	-	-	-	-	-	-	-	-	-
Construction in- progress (University Library)		3,040		3,040	-	-	-	-	-	-	-	-	-	-	-	-	-
Repairs/ Rehabilitation of Existing Facilities		3,181		3,181	-	-	-	-	-	-	-	-	-	-	-	-	-
SUB-TOTAL- CAPITAL OUTLAYS, Current		23,620	-	23,620	-	-	-	-	-	-	-	-	-	-	-	-	-
Continuing Budget/Allocation																	
A Personnel Services																	
Honoraria		252		252	103	133	16		252	103	133	16		252			
B Maintenance & Other Operating Expenses																	
Supplies & Materials		192		192	192	-			192	192				192			
Faculty Development Grant		1,000		1,000													
C Capital Outlay																	
Equipment Outlay																	
Purchase of Motor Vehicle		1,510		1,510		648			648		648			648			
Equipment, Furniture, Fixtures & Books		2,831		2,831	240	153	212	224	828	175	158	254	132	719			
Projects																	
University Library Building		3,291		3,291													
R/R Engineering Technology		2,700		2,700	1,475	16	204	246	1,940	456	836	128	4,894	6,314			
Construction of Gymnasium		16,000		16,000													
Rehabilitation of University Cafeteria		2,500		2,500													
R/R of Other Facilities		1,000		1,000													
<i>continue down to the last object of expenditure.....</i>																	
SUB-TOTAL- CAPITAL OUTLAYS, Continuing Budget/Allocation		31,276	-	31,276	2,009	949	432	470	3,860	926	1,775	398	5,026	8,125	-	-	-
GRAND TOTAL		55,752	-	55,752	5,539	2,677	4,953	4,019	17,189	4,451	3,503	4,920	7,937	20,811	10,369	643	-


Certified Correct:


Certified Correct:


Recommending Approval:

Approved By:


EUFANIA A. QUIMOSING
 CAO - Budget Officer
 Date: January 27, 2015


MARIA BAI A. BERNAS
 OIC - Accounting Office
 Date: January 27, 2015


ENGR. VIRGLIO A. RAMOS
 Acting VC - Administration & Finance
 Date: January 27, 2015


ATTY. ABDURRAHMAN T. CANACAN
 Chancellor
 Date: January 27, 2015