

**SUMMARY OF APPROPRIATIONS, ALLOTMENTS, OBLIGATIONS, DISBURSEMENTS AND BALANCES BY OBJECT OF EXPENDITURES**  
As of the Quarter Ending March 31, 2017

Department : State Universities and Colleges (SUCs)  
Agency : Mindanao State University  
Operating Unit : Mindanao State University - General Santos  
Organization Code (UACS) : 081100400001  
Funding Source Code (as clustered) : 01 - Regular Agency Fund

FAR No. 1A  
Authorization: Continuing Appropriations

Particulars	UACS CODE	Appropriation		Allotments			Prior Years Budget	Current Year Obligations				Current Year Disbursements				Balances							
		Authorized Appropriation	Adjustments (Transfer To/From Realignmen)	Adjusted Appropriations	Allotments Received	Adjustments (Withdrawal, Realignment)	Transfer To	Adjusted Total Allotments	Accounts Payable	1st Quarter Ending March 31	2nd Quarter Ending June 30	3rd Quarter Ending Sept. 30	4th Quarter Ending Dec. 31	Total	1st Quarter Ending March 31	2nd Quarter Ending June 30	3rd Quarter Ending Sept. 30	4th Quarter Ending Dec. 31	Total	Unobligated Allotment	Unpaid Obligations	Not Yet Due and Demandable	
<b>CURRENT YEAR'S ACCOUNTS PAYABLE</b>																							
<b>AGENCY SPECIFIC BUDGET</b>																							
Specific Budgets of National Government Agency	01102101																						
Maintenance and Other Operating Expenses		1,000,000.00	-	-	1,000,000.00	-	100,908.33	1,100,908.33	-	1,075,900.95	-	-	-	1,075,900.95	1,075,900.95	-	-	-	-	1,075,900.95	25,007.38	-	-
Training and Scholarship Expenses	5020200000	-	-	-	-	-	-	-	-	-	-	-	-	-	-	-	-	-	-	-	-	-	-
Training Expenses	5020201000	-	-	-	-	-	-	-	-	-	-	-	-	-	-	-	-	-	-	-	-	-	-
Scholarship Grants/Expenses	5020202000	1,000,000.00	-	-	1,000,000.00	-	-	1,000,000.00	-	975,000.00	-	-	-	975,000.00	975,000.00	-	-	-	-	975,000.00	25,000.00	-	-
Fuel, Oil & Lubricants	5020300000	-	-	-	-	-	100,908.33	100,908.33	-	100,900.95	-	-	-	100,900.95	100,900.95	-	-	-	-	100,900.95	7.38	-	-
Fuel, Oil & Lubricants	5020302000	-	-	-	-	-	-	-	-	-	-	-	-	-	-	-	-	-	-	-	-	-	-
Fuel, Oil & Lubricants	5021300000	-	-	-	-	-	-	-	-	-	-	-	-	-	-	-	-	-	-	-	-	-	-
<b>Locally-Funded Projects</b>		14,000,000.00	-	14,000,000.00	14,000,000.00	-	-	14,000,000.00	-	-	-	-	-	-	-	-	-	-	-	-	14,000,000.00	-	-
<b>Buildings and Other Structures</b>																							
Construction/Repairs/Rehabilitation of Multi-Purpose Building in MSU	264004080300076	5,000,000.00	-	5,000,000.00	5,000,000.00	-	-	5,000,000.00	-	-	-	-	-	-	-	-	-	-	-	-	5,000,000.00	-	-
<b>Capital Outlay</b>																							
<b>Tertiary Education</b>																							
Laboratory for Research on Different Materials for Solar Energy Panels in the College of Engineering Laboratory Building and Acquisition of Laboratory and Capital Outlay	264004080300076	2,000,000.00	-	2,000,000.00	2,000,000.00	-	-	2,000,000.00	-	-	-	-	-	-	-	-	-	-	-	-	2,000,000.00	-	-
<b>Development of Technologies for Organic Farming and Agriculture</b>																							
Capital Outlay	105004080300078	2,000,000.00	-	2,000,000.00	2,000,000.00	-	-	2,000,000.00	-	-	-	-	-	-	-	-	-	-	-	-	2,000,000.00	-	-
<b>Construction of Post-Harvest Laboratory Building and Acquisition of Laboratory and Capital Outlay</b>																							
Capital Outlay	264004080300080	2,500,000.00	-	2,500,000.00	2,500,000.00	-	-	2,500,000.00	-	-	-	-	-	-	-	-	-	-	-	-	2,500,000.00	-	-
<b>Construction of Agricultural Engineering Computer Room and Acquisition of Geographical Information System (GIS) Capital Outlay</b>																							
Capital Outlay	264004080300081	2,500,000.00	-	2,500,000.00	2,500,000.00	-	-	2,500,000.00	-	-	-	-	-	-	-	-	-	-	-	-	2,500,000.00	-	-
<b>PRIOR YEAR'S ACCOUNTS PAYABLE</b>								6,433,533.31	-	-	-	-	-	1,181,403.55	-	-	-	-	-	1,181,403.55	-	5,252,129.76	-
<b>REGULAR AGENCY FUND-RA</b>																							
10651		-	-	-	-	-	-	661,702.11	-	-	-	-	-	483,000.00	-	-	-	-	-	483,000.00	-	178,702.11	-
PS		-	-	-	-	-	-	674,962.40	-	-	-	-	-	312,823.55	-	-	-	-	-	312,823.55	-	362,138.85	-
MOOE		-	-	-	-	-	-	5,096,868.80	-	-	-	-	-	385,580.00	-	-	-	-	-	385,580.00	-	4,711,288.80	-
CO		-	-	-	-	-	-	-	-	-	-	-	-	-	-	-	-	-	-	-	-	-	-
<b>GRAND TOTAL</b>		15,000,000.00	-	14,000,000.00	15,000,000.00	-	100,908.33	15,100,908.33	6,433,533.31	1,075,900.95	-	-	-	1,075,900.95	2,257,304.50	-	-	-	2,257,304.50	14,025,007.38	5,252,129.76	-	
<b>Personnel Services</b>		-	-	-	-	-	-	-	-	-	-	-	-	483,000.00	-	-	-	-	-	483,000.00	-	178,702.11	-
<b>Maintenance and Other Operating Expenses</b>		1,000,000.00	-	-	1,000,000.00	-	100,908.33	1,100,908.33	674,962.40	1,075,900.95	-	-	-	1,075,900.95	1,388,724.50	-	-	-	1,388,724.50	25,007.38	362,138.85	-	
<b>Capital Outlay</b>		14,000,000.00	-	14,000,000.00	14,000,000.00	-	-	14,000,000.00	5,096,868.80	-	-	-	-	385,580.00	-	-	-	-	-	385,580.00	14,000,000.00	4,711,288.80	-

NOTE: \*\*\* The CO reflected above (Prior Years Accounts Payable) amounting to P5,096,868.80 is NOT included in the UNIFIED REPORTING SYSTEM (URS) for the reason that it could not be encoded.


Certified Correct:


Certified Correct:


Recommending Approval:

Approved By:

  
EFANIA A. ROMALOSING  
C/O - Budget Officer

  
GENOVIVA R. BILAO  
OIC - Accounting Office

  
ENGR. VIRGILIO A. RAMOS  
Vice Chancellor for Admin and Finance

  
ATTY. ABDURRAHMAN T. CANACAN  
Chancellor